



## INTRODUCTION TO ACES PLC II

Thanks for joining us! The webinar  
will begin promptly at 3pm.

# Welcome!

2



## □ Presenters:

- ▣ Patsy Vinogradov  
ATLAS Director
- ▣ Lia Conklin Olson  
ACES Project Lead



## Tech Host:

Astrid Liden, MDE

[astrid.liden@state.mn.us](mailto:astrid.liden@state.mn.us)



# ACES Trainers & Executive Team

3



Heather Turngren, Astrid Liden, Rosemary Sharkey, Allie Bezat Riley, Liz Andress,  
Mary Zamacona, Kelly Bahen, Patsy Vinogradov, Lia Conklin Olson

Not Pictured: Stephanie Summers, Suzanne McCurdy, Gayle Zoffer, Julie Dinciau, Betsy Parrish

# Presentation Agenda

4

- What brings you here today? **[Poll!]**
- Those were the days...A look back at PLC I
- What's up with ACES this Winter/Spring?
- Overview of PLC II content
- Overview of PLC II materials
- Demo of PLC II Meeting ONE
- Snapshot of PLC Meeting TWO & THREE
- Got ACES PLC II?) **[Quiz!]**
- More ACES up your sleeve! Aces Resource page
- Q & A **[Chat!]**
- Who ya gonna call?

# What brings you here today?

5

Take this poll and let us know why you have joined the Introductions to ACES PLC II Webinar

- ☐ *I am facilitating a scheduled PLC II this winter/spring.*
- ☐ *I am facilitating a PLC II yet to be scheduled.*
- ☐ *I may facilitate a PLC II.*
- ☐ *I want to be prepared to facilitate a PLC II if called upon.*
- ☐ *I just want to see what's up with PLC II*

# Those were the days....

## A look back to PLC I



6

- Standard Format: Three 3-hr face-to-face meetings
- TIF Content: Each participant chose one TIF category to focus on: *Effective Communication, Self-Management, or Critical Thinking*
- Activities:
  - ▣ Ideal ACES practitioner,
  - ▣ Goals interview & skills observation with learners,
  - ▣ Using the ACES process to TIF lessons (Assess, Complement, Evaluate, Study & Reflect)
  - ▣ Using evidence of student learning to evaluate,
  - ▣ TIF methods (routines, norms, & learning-task formats),
  - ▣ Implementing TIF-ed lessons & methods
  - ▣ Sharing outside tasks (TIF-ed lessons, methods, observations)

# PLC I Feedback

7

- PLC Evaluation Survey to all participants
- 6 Focus Groups around the state
- ACES Trainer Group looked at all evaluation data, gave recommendations for changes to PLC I and guidance for PLC II





# PLC Feedback

8

- Too much paper!
- We want to look at other categories too.
- We want more time to collaborate.
- We need more examples of how to do this.
- How does this work in my context?
- One workbook for all 3 meetings.
- Each meeting focuses on a different category
- Each meeting 20 to 30 minutes of collaborative work time
- Each meeting has a Video of TIF-ing a lesson
- Each meeting has an interview with a teacher in a different context



# PLC II Content Overview

9

*Three 3-hr face-to-face PLC meetings to explore and practice integrating TIF content into our instructional settings.*

## **Each meeting will...**

- Focus on one TIF category
  - ▣ Meeting ONE: *Developing a Future Pathway*
  - ▣ Meeting TWO: *Learning Strategies*
  - ▣ Meeting THREE: *Navigating Systems*
- Feature a pre and post-ACES lesson plan
- Feature a video of a post-ACES lesson in action
- Discuss integrating TIF skills into diverse settings (one-room school-house, corrections, open-enrollment settings)


# Where's ALS & Numeracy?

10

- PLC I and PLC II only cover 6 of the 8 categories of the TIF.

## What's that about?

- Well, 2 TIF categories, **Academic Language & Skills** and **Numeracy** are well-covered (in much greater detail) in the College and Career Readiness Standards for Adult Education.
- We're exploring options to either re-write and reference CCRS, or to remove those two categories from the TIF, in order to avoid confusion and provide the best guidance for teachers.



English  
Language Arts  
+  
Math

# What's up with ACES this season?

11

- **Face 2 Face PLC II** around the state (that's you!)
- **Hybrid PLC IIs** in connection with regional events in North, Southeast, and Southwest, facilitated by ACES Trainers
- **TIF-Lens Webinars** continue!
  - ▣ Feb 12, Critical Thinking
  - ▣ March 25, Learning Strategies
  - ▣ May 5, Navigating Systems
  - ▣ All past TIF Lens webinars and classroom videos have been archived at our MN ABE PD youtube channel!



[https://www.youtube.com/channel/UCIUrz7VTkCnXb\\_7wPfh2U1w](https://www.youtube.com/channel/UCIUrz7VTkCnXb_7wPfh2U1w)

# PLC Meeting ONE

## *Developing a Future Pathway*

12

### □ Pre-Tasks:

- Interview a student about his/her goals; choose an instructional planning tool; choose instructional materials for PLC work time.

### □ Meeting ONE: *Developing a Future Pathway*

- Discuss student goals
- Choose an instructional planning tool for TIF integration
- Watch a post-ACES lesson and use the ACES process to identify TIF skills
- Watch an interview of an ACES practitioner & discuss integrating TIF skills in a one-room schoolhouse
- Use PLC work time & collaboration to TIF a lesson

### □ Outside Tasks:

- Tweak and evaluate your instructional planning tool; implement a TIF-ed lesson; choose instructional materials for PLC work time

# PLC Meeting TWO

## Learning Strategies

13

### □ Meeting TWO: Learning Strategies

- Discuss your instructional planning tool for TIF integration
- Watch a post-ACES lesson and use the ACES process to identify TIF skills
- Discuss TIF methods for integrating TIF skills: *routines, norms, learning-task formats, language, & technology*
- Watch an interview of an ACES practitioner & discuss integrating TIF skills in a correctional setting
- Use PLC work time & collaboration to TIF a lesson

### □ Outside Tasks:

- Implement a TIF-ed lesson; implement a TIF method; choose instructional materials for PLC work time.

# PLC Meeting THREE

## Navigating Systems

14

- **Meeting THREE: Navigating Systems**
  - Discuss your TIF-ed lesson implementation
  - Discuss your TIF-ed method implementation
  - Watch a post-ACES lesson and use the ACES process to identify TIF skills
  - Discuss TIF methods for integrating TIF skills: *routines, norms, learning-task formats, language, & technology*
  - Watch an interview of an ACES practitioner & discuss integrating TIF skills in an open-enrollment environment
  - Use PLC work time & collaboration to TIF a lesson
- **Outside Task:**
  - Continue developing your skills as an ACES practitioner!!

# Access PLC II Materials

<http://atlasabe.org/resources/aces>

15

The screenshot shows a web browser window with the URL [atlasabe.org/resources/aces/aces-plc-2-facilitation](http://atlasabe.org/resources/aces/aces-plc-2-facilitation). The website has a green header with the 'atlas' logo and 'ABE Teaching & Learning Advancement System'. Below the header is a yellow navigation bar with links: HOME (Main), PROFESSIONAL (Development (PD)), PD SYSTEM (Minnesota ABE), RESOURCES (ATLAS & General ABE), NEWS (Newsletters & Updates), and CONTACT (For More Information). A search bar is located below the navigation bar. To the right of the search bar are two buttons: 'Calendar of Events & Registration' and 'Payment & Reimbursement'. The main content area is titled 'ACES PLC II FACILITATION' and 'ACES Professional Learning Community (PLC) Facilitation'. It contains a list of links: 'ACES PLC Report', 'ACES PLC Participant List Template', and a list of materials for PLC II: 'face-to-face (F2F) PLCs' and 'hybrid PLCs (coming soon)'. A note states: '(NOTE: The actual content for both PLC formats is the same.)'. Below this is a section titled 'PLC II, Meeting One - F2F' with links: 'INTRO EMAIL', 'POWERPOINT', 'PARTICIPANT WORKBOOK (includes handouts for all 3 meetings)', 'NOTES', and 'TIF AT A GLANCE'. On the right side of the page is a sidebar titled 'ACES RESOURCES' with 'TIF CATEGORIES' (1 - Effective Communication, 2 - Learning Strategies, 3 - Academic Language & Skills, 4 - Numeracy, 5 - Critical Thinking, 6 - Self-Management, 7 - Developing Future Pathway, 8 - Navigating Systems) and 'OTHER ACES RESOURCES' (TIF-Lens Webinar Series, ACES Workshop Archive, ACES PLC I Facilitators, and ACES PLC II Facilitators). A purple arrow points to the 'ACES PLC II Facilitators' link in the sidebar. The browser's taskbar at the bottom shows various application icons and the system clock indicating 6:17 PM on 1/21/2015.



# PLC II Materials

<http://atlasabe.org/resources/aces/aces-plcs2>

16

- **PowerPoints: *Meetings ONE, TWO, THREE***
  - Each slide contains facilitator notes
  - Slides go step-by-step through content
  - Include the links to videos
- **Meeting Notes: *Meetings ONE, TWO, THREE***
  - Indicate necessary preparation
  - Provide notes for each meeting with designated times
  - Indicate handout page numbers & corresponding slides
- **Participant Workbook:**
  - Includes all the handouts the participants will need for all 3 meetings
  - Meeting notes tell facilitators which pages from the workbook are needed for each meeting

# PLC II Materials (continued...)

<http://atlasabe.org/resources/aces/aces-plcs2>

17

## □ Videos:

- PowerPoints include the links for all videos
- All videos are housed on Youtube

## □ Other Documents:

- PLC Logistics form w/ times, dates, & participant info
- Selected pages of the TIF @ a Glance (pages indicated in Meeting Notes)
- Selected pages of the complete TIF (pages indicated in Meeting Notes)

## □ Sample Emails:

- Introduction; meeting reminders; 'Thank you';

## □ CEU process:

- Participant spreadsheet; CEU request form

# Navigating the ACES Resource page

<http://atlasabe.org/resources/aces>

18

The screenshot shows a web browser window with the URL [atlasabe.org/resources/aces/aces-plc-2-facilitation](http://atlasabe.org/resources/aces/aces-plc-2-facilitation). The website has a green header with the 'atlas' logo and 'ABE Teaching & Learning Advancement System'. A yellow navigation bar contains links: HOME (Main), PROFESSIONAL (Development (PD)), PD SYSTEM (Minnesota ABE), RESOURCES (ATLAS & General ABE), NEWS (Newsletters & Updates), and CONTACT (For More Information). Below the navigation bar is a search bar and two buttons: 'Calendar of Events & Registration' and 'Payment & Reimbursement'.

The main content area is titled 'ACES PLC II FACILITATION'. It features a section for 'ACES Professional Learning Community (PLC) Facilitation' with two bullet points: 'ACES PLC Report' and 'ACES PLC Participant List Template'. Below this, it lists materials for 'PLC II': 'face-to-face (F2F) PLCs' and 'hybrid PLCs (coming soon)'. A note states: '(NOTE: The actual content for both PLC formats is the same.)'. A section titled 'PLC II, Meeting One - F2F' is highlighted with a purple arrow and lists: 'INTRO EMAIL', 'POWERPOINT', 'PARTICIPANT WORKBOOK (includes handouts for all 3 meetings)', and 'NOTES'.

On the right side, there is a 'ACES RESOURCES' sidebar. It lists 'TIF CATEGORIES' from 1 to 8: 'Effective Communication', 'Learning Strategies', 'Academic Language & Skills', 'Numeracy', 'Critical Thinking', 'Self-Management', 'Developing Future Pathway', and 'Navigating Systems'. It also lists 'OTHER ACES RESOURCES': 'TIF-Lens Webinar Series', 'ACES Workshop Archive', and 'ACES PLC I Facilitators'.

The browser's taskbar at the bottom shows various application icons and the system clock indicating 6:18 PM on 1/21/2015.

# Demo Time!! Meeting ONE

19

- Look at your print-out of the *Meeting ONE notes*
- Look at your print-out of pages 1-16 of the *Participant Workbook* for the Meeting ONE handouts (includes Table of Contents & pre-tasks)
- We will go through the *Meeting ONE PowerPoint* together

# Snapshot of Meeting TWO

20

- Meeting TWO is similar to Meeting ONE but contains these additional components
  - ▣ Focuses on Learning Strategies
  - ▣ Looks at integrating TIF Methods (routines, norms, learning-task formats, language, and technology)
  - ▣ Instructional Context video features a correctional setting

# Snapshot of Meeting THREE

21

- Meeting THREE is similar to Meeting ONE but contains these additional components
  - ▣ Focuses on *Navigating Systems*
  - ▣ May not have a post-ACES video ready to go; may instead feature the actual lesson materials to “TIF” in place of the video clips
  - ▣ Instructional context video features another type of ABE context: **Which context do you want to see featured? Chat your ideas!**
  - ▣ Has wrap-up activities to allow reflection on your ACES journey and next steps

# Got ACES PLC II??

22

## Quiz Time!!

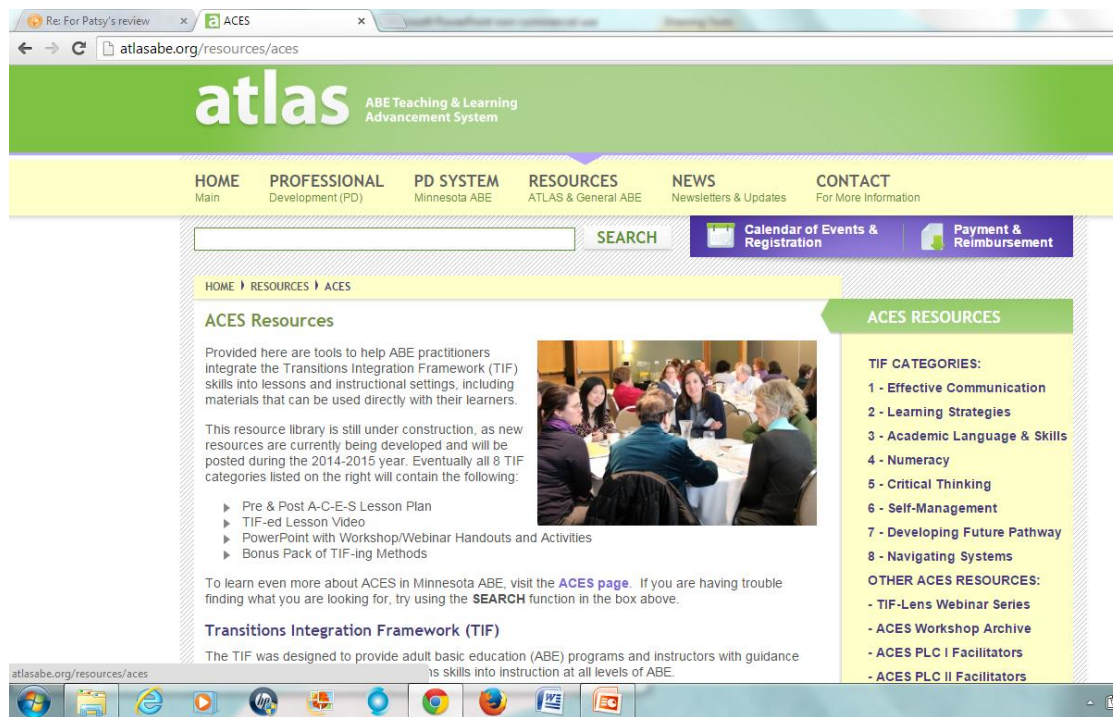
Answer each question on the quiz to check your understanding of the delivery format, scope, and content of ACES PLC II.



# More ACES up your sleeve...

## <http://atlasabe.org/resources/aces>

23



### ACES RESOURCES

#### TIF CATEGORIES:

- 1 - Effective Communication
- 2 - Learning Strategies
- 3 - Academic Language & Skills
- 4 - Numeracy
- 5 - Critical Thinking
- 6 - Self-Management
- 7 - Developing Future Pathway
- 8 - Navigating Systems

#### OTHER ACES RESOURCES:

- TIF-Lens Webinar Series
- ACES Workshop Archive
- ACES PLC I Facilitators
- ACES PLC II Facilitators


ACES PLC II, ATLAS, January

# Q & A...Now's your time to chat!

24

What questions do you have?

- ✓ **Do you understand the Scope of PLC II?**
- ✓ **Can you access and navigate the materials?**
- ✓ **Do you understand the content of PLC II?**
- ✓ **Do you know who to contact with questions?**



# Who ya gonna call?

25

Here are the key contacts for questions you may have regarding ACES PLC II facilitation:

**Patsy Vinogradov:** [pvinogradov01@hamline.edu](mailto:pvinogradov01@hamline.edu)

*Role: ATLAS Director, oversees ACES professional development for MDE*

**Lia Conklin Olson:** [lia.conklin@spps.org](mailto:lia.conklin@spps.org)

*Role: ACES Project Lead, call with CONTENT questions*

**Your RTC or Program Manager:**

*Role: Coordinates budget for ACES professional development, call regarding stipends, logistics, details particular to your PLC*

# Thank You!!

26

